


2012 BMW X1 S Drive 1.8i Classic in White Super




Purchase Price **\$11,980**

Includes GST
Excludes on-road costs of \$595

Indicative repayments

\$75.37 per week*

Based on a 48 month term & 10% deposit.
Total repayments (208) = **\$16,934.62**



Gain peace of mind with **Mechanical Breakdown Insurance. Ask us how.**



Top features

- » Alloys
- » Car Stereo
- » Dual Climate control
- » Electric Mirrors (Retractable)
- » Electric Windows
- » Keyless Entry ,Star Smart Key System

Body Style
5 door, RV-SUV

Odometer
55,400 km

Engine
2000 cc

Fuel Type
Petrol


Transmission
Auto

Wheels
-

VIN
WBAVL32010VU74647

Interior
Black

Safety



Based on 2023 UCSR rating for 10-15 models

Reg No.
-

Ext Colour
White

History
-


Seats
5 seats, Cloth

CO2 Emissions
★★★★☆
212 grams/km


Energy Economy
★★★★☆
Annual fuel cost of \$3,570
9.1L per 100km


Cost per year is an estimate based on petrol price of \$2.80 per litre and an average distance of 14000 km. Emissions and Energy Economy figures standardised to 3P WLTP.

Stock ID: 43568



Mr Motors New Lynn | Phone 027 849 9009 | Email paul@mrmotors.co.nz
3 Rankin Avenue, New Lynn, Auckland 0600, New Zealand
www.mrmotors.co.nz





4.63 | 675 reviews

* Mr Motors New Lynn is not a lender nor a financial adviser. Any amounts displayed should not be seen as an offer of finance or taken as financial advice. The interest rate, fees and loan term used in this calculation may not actually represent those available from lenders. Actual interest rates, fees and loan terms will vary per lender and are typically based on an assessment of your credit risk and responsible lending criteria. Any repayment amounts displayed are indicative only and have been calculated using several other indicative inputs. The interest rate used in this calculation is an arbitrary 12.95%, however exact interest rates vary per lender. The term of the loan used in this calculation is 48 month. Exact terms available vary per lender although options typically include 6, 12, 18, 24, 36, 48 and 60 months. This calculation also includes two typical mandatory fees charged by lenders. These are an account admin fee of \$10.00 per month (other payment frequencies may be available) and a one-off establishment fee of \$495.00. Typically, this fee can be paid upfront or, as in this calculation, be capitalised over the contract term, ie. included in the loan amount. These fees can vary per lender and other non-mandatory fees and charges may also apply. The total amount of repayments has been calculated by multiplying 208 weekly repayments (based on a 48 month term) by the weekly repayment amount of \$75.37 which equals \$16,934.62. This calculator does not consider any of your own personal circumstances and we strongly suggest you seek budgeting advice prior to committing to any loan contract. Responsible lending criteria and lender terms and conditions will likely apply to any finalised loan contract. Proof of security and/or vehicle insurance may also be required before proceeding.