

2015 Mercedes-Benz GLA 250 4Matic AMG Package




Purchase Price **\$20,980**

Includes GST
Excludes on-road costs of \$595

Indicative repayments

\$125.47 per week*

Based on a 48 month term & 10% deposit.
Total repayments (208) = \$28,255.51




Gain peace of mind with
Mechanical Breakdown Insurance. Ask us how.




Top features

- » Alloys
- » Bluetooth
- » Car Stereo
- » Dual Climate control
- » Electric Mirrors (Retr...
- » Electric Seats
- » Electric Windows
- » Heated Seats
- » Keyless Entry ,Star Sm...
- » Leather Seats
- » Reversing Camera
- » Sports Paddle Shift Ge...

Body Style	5 door, RV-SUV	Reg No.	-
Odometer	62,214 km	Ext Colour	White
Engine	1990 cc	History	-
Fuel Type	Petrol	Seats	5 seats, Half Leather
Transmission	Auto	CO2 Emissions	★★★★☆
Wheels	-	186 grams/km	
VIN	WDC1569462J088503	Energy Economy	★★☆☆☆☆
Interior	Black	Annual fuel cost of \$3,100	
Safety		7.9L per 100km	
	<small>Based on 2023 VSRR rating</small>	Cost per year is an estimate based on petrol price of \$2.80 per litre and an average distance of 14000 km. Emissions and Energy Economy figures standardised to 3P WLTP.	
		Stock ID: 43806	



Mr Motors Mt Wellington | Phone 09 281 8652 | Email sales@mrmotors.co.nz
1096 Great South Road, Mt Wellington, Auckland 1060, New Zealand
www.mrmotors.co.nz



★★★★☆
4.49 | 3629 reviews

* Mr Motors Mt Wellington is not a lender nor a financial adviser. Any amounts displayed should not be seen as an offer of finance or taken as financial advice. The interest rate, fees and loan term used in this calculation may not actually represent those available from lenders. Actual interest rates, fees and loan terms will vary per lender and are typically based on an assessment of your credit risk and responsible lending criteria. Any repayment amounts displayed are indicative only and have been calculated using several other indicative inputs. The interest rate used in this calculation is an arbitrary 12.95%, however exact interest rates vary per lender. The term of the loan used in this calculation is 48 month. Exact terms available vary per lender although options typically include 6, 12, 18, 24, 36, 48 and 60 months. This calculation also includes two typical mandatory fees charged by lenders. These are an account admin fee of \$10.00 per month (other payment frequencies may be available) and a one-off establishment fee of \$495.00. Typically, this fee can be paid upfront or, as in this calculation, be capitalised over the contract term, ie. included in the loan amount. These fees can vary per lender and other non-mandatory fees and charges may also apply. The total amount of repayments has been calculated by multiplying 208 weekly repayments (based on a 48 month term) by the weekly repayment amount of \$125.47 which equals \$28,255.51. This calculator does not consider any of your own personal circumstances and we strongly suggest you seek budgeting advice prior to committing to any loan contract. Responsible lending criteria and lender terms and conditions will likely apply to any finalised loan contract. Proof of security and/or vehicle insurance may also be required before proceeding.